


FACEBOOK FUNDRAISERS

These fundraisers are an easy and effective way to raise money for your walk efforts. Facebook covers all the costs of credit card processing, so 100% of the amount donated goes to NAMI.

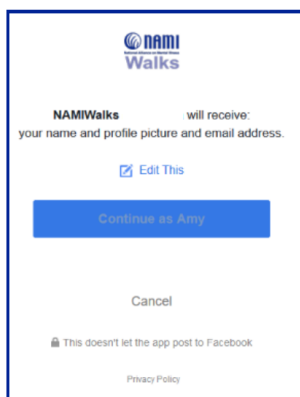
To create a Facebook Fundraiser and link it to your fundraising page, you must already be registered at namiwalks.org/{your walk site}.

Important Note: Facebook will automatically use the information you have written on your walk fundraising page as the “Story” for your Facebook Fundraiser, so make sure you have customized your walk page.


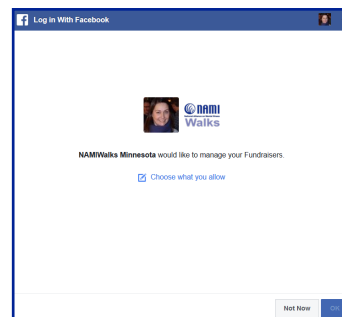
Once you have logged into NAMIWalks, you’ll see a scrolling series of images, and one of them is the Facebook



Choose **Create a Facebook Fundraiser** twice. This will open a pop-up window to log in to Facebook.



Choose **Continue...** then click OK to allow connectivity to your fundraising page.



That's it! Facebook will create the Fundraiser and post the first post.

